



YongAn CheChuang



Longkou Yongan Vehicle Window Co., Ltd. is located beautiful seaside city LongKou that is excellent place and convenient transportation.

Yongan company is specialized in the manufacture of Windows and doors production and sales enterprises ,its products are widely applied to various medium*grade and high*grade RV, caravan, Horse Trailers , Engineering Vehicle , yachts, etc.Company integrating design, research , development, production and sales,it has won more than 30 national patents.Its production of the RV windows, Horse Trailers windows, Engineering Vehicle windows not only won the reputation of domestic each big RV 、 Engineering Vehicle production enterprise, and sell well in the United States, Australia, South Korea, and many other countries, have won recognition and praise of overseas each big

RV and yacht enterprise .

In line with the business philosophy of “Expand Market by Quality, Keep Market by Credit”, with the tenet of meeting customer demand, and under the strategic policy of “Constant Improvement, Continuous Perfection”, the company strives to become a famous brand of the vehicle window industry with strict, innovative and scientific attitude.

Yongan Company is a professional group for making excellent production.We will open a bright world window for you.



PriceList

- | | |
|--|--|
| 1. YA-MD Caravan Door | 13. YA-F Horse Trailers Outward-push Window |
| 2. YA-SDM-01 Teardrop Door | 14. YA-H Caravan Observation Window |
| 3. YA-WT-02 RV Round Corner Top Hug Window | 15. YA-E Horse Trailers Sliding Side Window |
| 4. YA-WT Caravan Side-hinged Window | 16. YA-W Horse Trailers Windshield |
| 5. Folding RV Step | 17. YA-V Caravan Lifting Table Support |
| 6. YA-CM-01 Caravan Service & Boot Door | 18. YA-T Caravan Fixed Table Support |
| 7. YA-CM-02 Caravan Luggage Handle Door | 19. RV Vent roof |
| 8. YA-CZ-01/02 Caravan Picnic Door | |
| 9. YA-TL Caravan Sliding Side Window | |
| 10. YA-USA Sliding Side Window | |
| 11. YA-D-01/03 Caravan Sliding Side Window(National Patent) | |
| 12. YA-D-02 Caravan Pull-Lift Window | |

1. YA-MD Caravan Door



Features & Main Functions

Frame & Panel: Powder coated high quality aluminum alloy.

Color: White, black, silver grey, or customizable.

Glass: Certified toughened glass.

Security Mesh: High quality aluminum alloy mesh.

Fly Screen: High strength fiberglass mesh.

Door Lock: Special lock for caravan.

Structure: Outer door and security door can be separated or joined together.

Main Functions: Open, close, lock, ventilate, insulate, allow sunlight in prevent insects, and good water seal.

Fitting: Easy installation and operation, durable and reliable with many available sizes.

Optional Accessory: Decoration rubber seal. (Optional accessory needs to be ordered separately.)

Main Applications: Motorhome and caravan trailers, suitable for wall with thickness of 25mm-50mm.

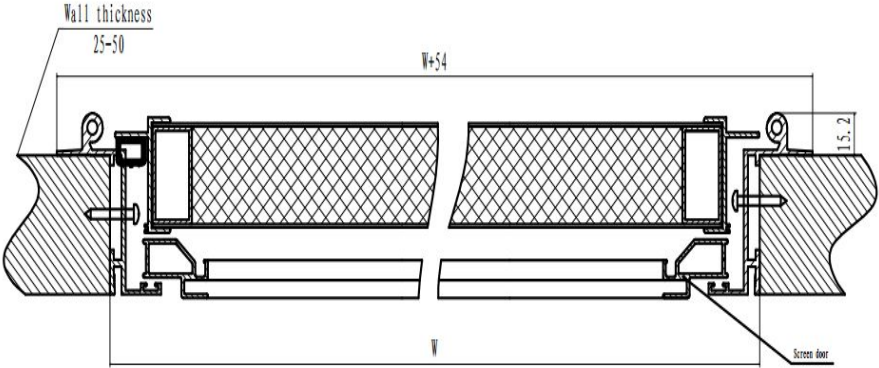
Specifications (mm): R90

Size/mm W*H	Overall/mm (W+54)*(H+42)	Cut Hole/mm (W+3)*(H+3)	Weight/ Kg
622*1822	676*1864	625*1825	22.1
700*1822	754*1864	703*1825	23.6

Special sizes can be customized after discussing.

H/W: height/width of door fitting surface, unit: mm.

Fitting Diagram:



2.YA-SDM-01 Teardrop Door



Features & Main Functions:

Frame: High quality aluminum alloy.

Black,white,silver or customizable.

Glass: Black toughened glass by Emark,DOT,3C certified.

Fly Screen: High strength fiberglass mesh.

Door Lock: Special lock for RV.

Main Functions: Ventilate,allow sunlight in,prevent insects,
and good water seal. when the door is locked,it is still ventil

ated,and it can be opened from left side or right side.

Fitting: Using fixing frame to install,easy installation and o
peration,durable and reliable.

Applications: Teardrop trailer,Camper trailer.

Wall Thickness:29mm

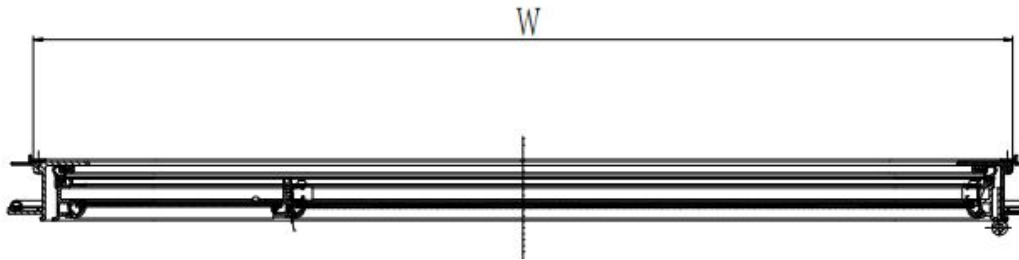
Specifications(mm): R85

Size/mm W*H	Overall/mm (W+34)*(H+34)	Cut Hole/mm (W+3)*(H+3)	Weight/ Kg
660*915	694*949	663*918	10.48

Special sizes can be customized after discussing.

H/W: height/width of door fitting surface, unit: mm.

Fitting Diagram:



3. YA-WT-02 RV Round Corner Top Hug Window



Features & Functions

Frame: High quality insulate bridge-cut aluminum alloy.

Frame Color: Black, white, grey or customizable.

Glass: Grey or black double-deck hollow anti-UV acrylic, it can be outset or out flat.

Blind: Opaque organ type blind (Optional accessory can be high grade hollow organ type curtain).

Screen Window: Scroll type white screen window (Optional accessory can be organ type mesh).

Open: Telescopic strut stays open at 80 degrees, totally three steps (Optional accessory can be stainless steel support bar).

Structure: Outside and inside window can be used in together or separate. Outside window is side-hinged, fixed way is dot mode (separated fixed part). Inside window is up and down pulling type, Italy is fixed in RV body using self-tapping screws.

Fitting: 22-50mm.

Main Functions: Open, close, ventilate, insulate, allow sunlight in, prevent

insects and good water seal. It can act as emergency exit, when the screen and blind are unlocked and window open (excepting small window). The wall thickness is adjustable, easy installation and operation, durable and reliable, simple structured.

Specifications:

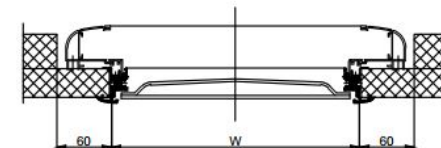
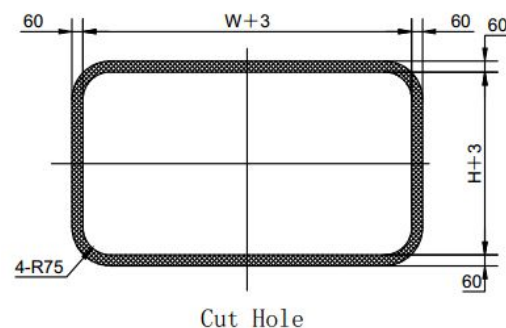
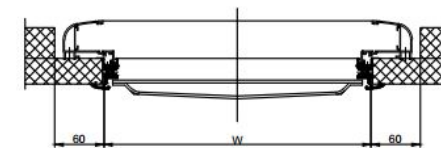
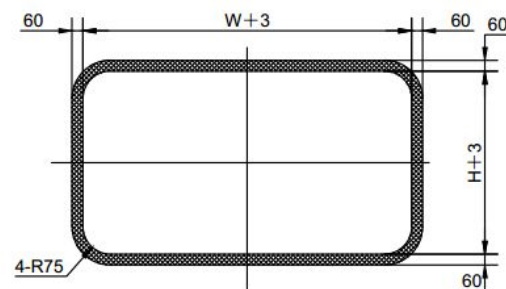
Outset Top Hug Window			
Size/mm W*H	Overall/mm (W+31)*(H+31)	Cut Hole/mm (W+3)*(H+3)	Weight/ Kg
297*447	328*478	300*450	3.32
447*497	478*528	450*500	4.59
497*297	528*328	500*300	3.76
497*347	528*378	500*350	4.06
497*397	528*428	500*400	4.35
497*497	528*528	500*500	4.94
597*697	628*728	600*700	6.96
647*297	678*328	650*300	4.60
647*447	678*478	650*450	5.64
697*347	728*378	700*350	5.25
697*497	728*528	700*500	6.34
797*397	828*428	800*400	6.24
797*447	828*478	800*450	6.64
797*497	828*528	800*500	7.04
897*447	928*478	900*450	7.31
897*497	928*528	900*500	7.75
897*547	928*578	900*550	8.18
897*597	928*628	900*600	8.62
897*897	928*928	900*900	11.25

997*797	1028*828	1000*800	11.29
997*497	1028*528	1000*500	8.44
997*597	1028*628	1000*600	9.39
1097*447	1128*478	1100*450	8.64
1197*297	1228*328	1200*300	7.67
1197*697	1228*728	1200*700	12.03
1197*797	1228*828	1200*800	13.13
1297*497	1328*528	1300*500	10.67
1297*597	1328*628	1300*600	11.72
1447*547	1478*578	1450*550	12.24
Out flat Top Hug Window			
Size/mm W*H	Overall/mm (W+31)*(H+31)	Cut Hole/mm (W+3)*(H+3)	Weight/ Kg
497*397	528*428	500*400	4.35
497*497	528*528	500*500	4.94
597*497	628*528	600*500	5.64
697*347	728*378	700*350	5.25
697*497	728*528	700*500	6.34
697*897	728*928	700*900	9.27
797*397	828*428	800*400	6.24
797*447	828*478	800*450	6.64
797*497	828*528	800*500	7.04
897*497	928*528	900*500	7.75
997*497	1028*528	1000*500	8.45
1197*597	1228*628	1200*600	10.94
1297*497	1328*528	1300*500	10.55

Special sizes can be customized after discussing.

H/W: height/width of door fitting surface, unit: mm.

Fitting Diagram:



4. YA-WTCaravan Side-hinged Window



Features & Main Functions

Frame: Power coated high quality aluminum alloy.

Frame Color: Black, grey or customizable.

Glass: Grey or black double-deck hollow anti-UV acrylic.

Fly Screen: High strength fiberglass mesh, it can't be removed, composed from fly screen and blind.

Screen Window: With organ type fly screen and blind, up and down pulling type. Screen window frame is high quality PVC material, beauty and high strength.

Open: Telescopic strut stays open at maximum 80 degrees, totally three steps.

Fitting: Adjustable, 22-35mm, 35-46mm, 46-58mm.

Main Functions: Open, close, ventilate, insulate, allow sunlight in, prevent insects, and good water seal. It can act as emergency exit, when the screen and blind are unlocked and window open. It is equipped with beautiful and high quality screen and blind for different needs. The wall thickness is adjustable, Easy installation and operation, durable and reliable, simple structured with many available sizes.

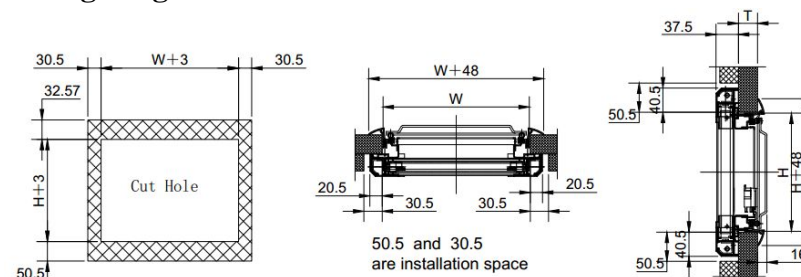
Specification:

Size/mm W*H	Overall/mm (W+31)*(H+31)	Cut Hole/mm (W+3)*(H+3)	Weight/ Kg
----------------	-----------------------------	----------------------------	------------

497*347	545*395	500*350	3.87
497*447	545*495	500*450	4.47
497*497	545*545	500*500	4.77
497*547	545*595	500*550	5.07
897*447	945*495	900*450	7.12
897*497	945*545	900*500	7.57
897*547	945*595	900*550	8.02
897*897	945*945	900*900	11.15
997*797	1045*845	1000*800	11.18
1097*447	1145*495	1100*450	8.44
1097*547	1145*595	1100*550	9.49
1197*497	1245*545	1200*500	9.66
1197*797	1245*845	1200*800	13.02
1447*547	1495*595	1450*550	11.99
1197*697	1245*745	1200*700	13.9
797*497	845*545	800*500	6.0
597*347	645*395	600*350	5.35

Special sizes can be customized after discussing.H/W: height/width of window fitting surface, unit: mm.

Fitting Diagram:

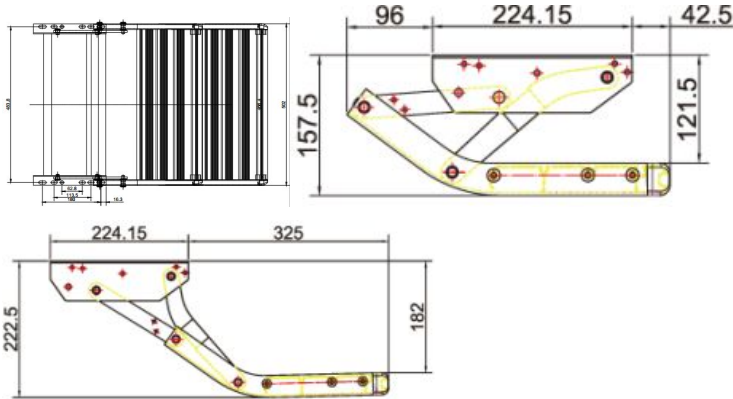


5. Folding RV Step



Features & Main Functions:

- 1.The step is high quality antiskid panel,frame consists of aluminum alloy and electrophoresis steel plate.
- 2.Panel is installed warm light LED lights,it is water proof and preventing leakage. powder is controlled by body.
- 3.The manual step have to be folded and unfolded by hand.
- 4.The step panel capacity is 200kg.
- 5.The step panel is luminous warning.
- 6.Specifications: Width is customizable..

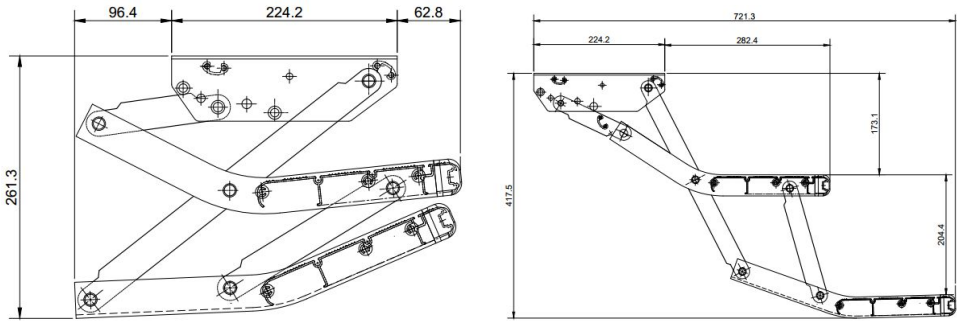


Single-deck Manual Step

Specifications:

Single-deck Manual Step		
NO.	Size	Weight/KG
YA-DTB-468	468	3.7
YA-DTB-550	550	3.9

Double-deck Manual Step		
NO.	Size	Weight /KG
YA-STB-380	380	5.55
YA-STB-446	446	5.85
YA-STB-502	502	6.10



Double-deck Manual Step

6. YA-CM-01 Caravan Service & Boot Door



Features & Main Functions

- Frame: High quality aluminum alloy, powder coated.
- Panel: Aluminum alloy, PVC panel and light EPS material.
- Handle: Black, reinforced nylon material.
- Hinged: Aluminum alloy hinge.
- Color: Powder coated, white/grey or customized.
- Fitting: With fixed frame for installation, suitable for wall thickness 20-41mm.
- Main Functions: Perfect waterproof and heat insulation, easy installation, durable and reliable, fine

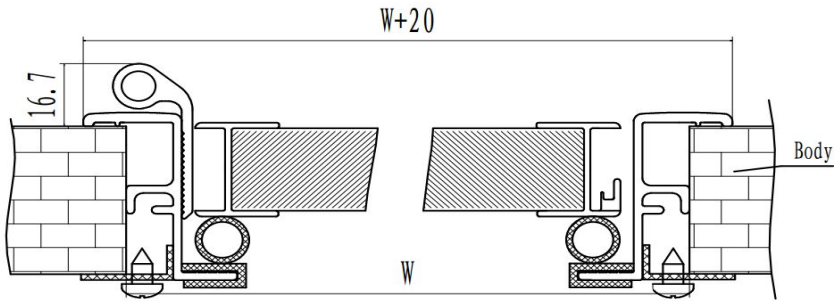
exterior and layering, gas spring can be added and customized sizes.

Specification (mm):

Overall/mm (W+20)*(H+20)	Cut Hole/mm W*H	Weight/ Kg
430*380	410*360	2.85
720*425	700*405	5.48
720*325	700*305	4.13
620*325	600*305	3.54

Special sizes can be customized after discussing.H/W: height/width of boot fitting surface, unit: mm.

Fitting Diagram:



7. YA-CM-02Caravan Luggage Handle Door



Features & Main Functions

- Frame:** High quality aluminum alloy, powder coated.
- Panel:** Aluminum alloy, PVC panel and light EPS material.
- Handle:** Black, reinforced nylon material.
- Hinged:** Aluminum alloy hinge.
- Color:** Powder coated White/grey or customized.
- Fitting:** The internal and external screw to install, decoration strip can be added to outside the door.

Main Functions: Perfect waterproof and heat insulation, easy installation, durable and reliable, fine exterior and layering, gas strut can be added and customized sizes.

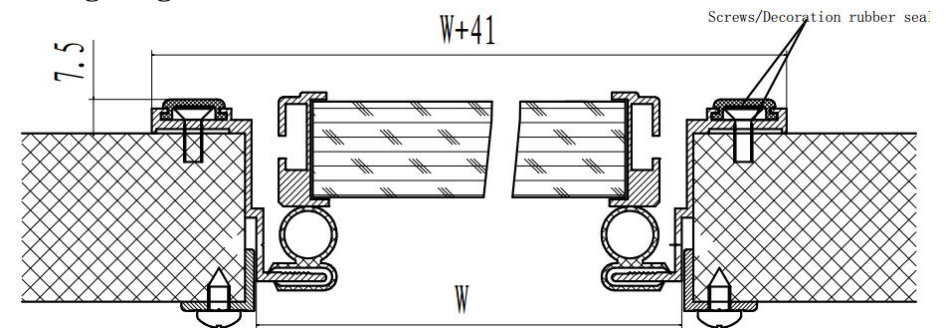
Specification (mm):R85

Size/mm W*H	Overall/mm (W+41)*(H+41)	Cut Hole/mm (W+3)*(H+3)	Weight/ Kg
497*497	538*538	500*500	3.51
797*397	838*438	800*400	4.34
997*437	1038*478	1000*440	5.5
1097*697	1138*738	1100*700	8.15
1197*527	1238*568	1200*530	7.25

917*252	958*293	958*293	3.8
447*490	488*538	450*500	3.2
647*477	688*518	650*480	4.14
452*302	493*343	455*305	2.37
617*417	658*458	620*420	3.66
397*547	438*588	400*550	3.24
447*897	488*938	450*900	5.14
442*302	483*343	445*305	2.34
537*32	578*343	540*305	2.7
597*497	638*538	600*500	4.01
697*293	738*334	700*296	3.2
697*287	738*328	700*290	3.1
697*557	738*598	700*560	4.87
457*307	498*348	460*310	2.42
547*397	588*438	550*400	3.24

Special sizes can be customized after discussing.H/W: height/width of boot fitting surface, unit: mm.

Fitting Diagram:



8. YA-CZ-01/02 Caravan Picnic Door



Features & Main Functions

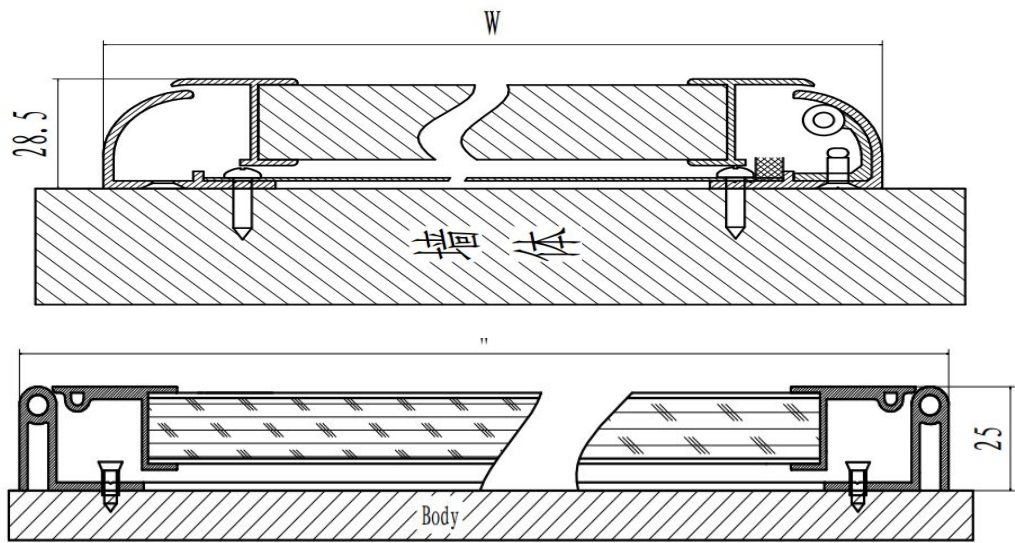
- 1. Aluminum alloy material.
- 2. Casting right angle or fan cover frame, to ensure safety.
- 3. Two beautiful and practical cup holders.
- 4. Maximum loading capacity is 30kg.
- 5. Stainless steel accessories.

Specifications (mm)

Size/mm W*H	Overall/mm W*H	Weight Kg Frame Covered by Fan/Right Angle
800*445	800*445	3.5/4.3
900*445	900*445	3.9/4.7

Special sizes can be customized after discussing.H/W:
height/width of table fitting surface, unit: mm.

FittingDiagram



9. YA-TL Caravan Sliding Side Window



Features & Main Functions:

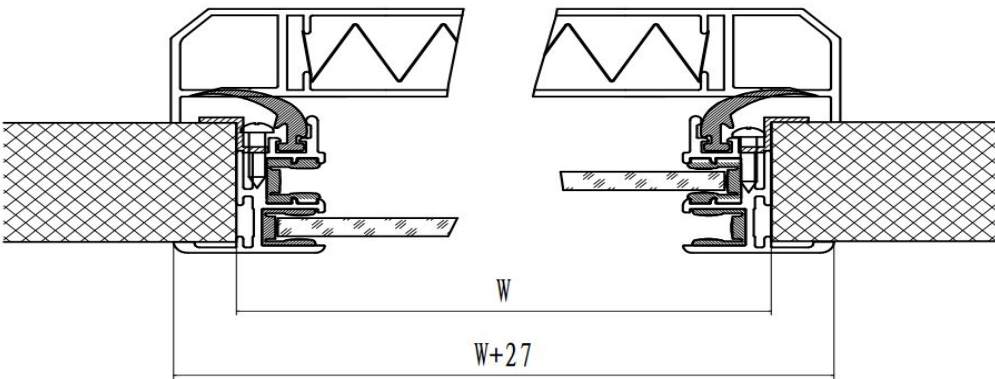
- Frame:** Power coated high quality aluminum alloy.
- Frame Color:** Black, grey or customizable.
- Glass:** Grey or black double-deck hollow anti-UV acrylic.
- Fly Screen:** High strength fiberglass mesh, it can't be removed, composed from fly screen and blind.
- Screen Window:** With organ type fly screen and blind, up and down pulling type. Screen window frame is high quality PVC material, beauty and high strength.
- Fitting:** 20-40 mm.
- Main Functions:** Open, close, ventilate, insulate, allow sunlight in, prevent insects, and good water seal. It can act as emergency exit, when the screen and blind are unlocked and window open. It is equipped with beautiful and high quality screen and blind for different needs The wall thickness is adjustable, easy installation and operation, durable and reliable, simple structured with many available sizes.

Specification:

Size/mm W*H	Overall/mm (W+27)*(H+27)	Cut Hole/mm (W+3)*(H+3)	Weight/ Kg
697*497	724*524	700*500	6.5
797*507	824*534	800*510	7.38

Special sizes can be customized after discussing.
H/W: height/width of window fitting surface, unit: mm.

Fitting Diagram:



10. YA-USA Sliding Side Window



Feature s& Main Functions:

- Frame:** Power coated high quality aluminum alloy.
- Frame Color:** Black, white or customizable.
- Glass:** Single-deck anti-UV acrylic or toughened glass.
- Fly Screen:** High strength fiberglass mesh.
- Screen Window:** Sliding type.
- Fitting:** Suitable for wall thickness 23-32mm.

Main Functions: It is equipped with anti-UV acrylic and black toughened glass, light weight and good sealing. Open, close, ventilate, insulate, allow sunlight in, prevent insects, and good water seal. Easy installation and operation, durable and reliable,

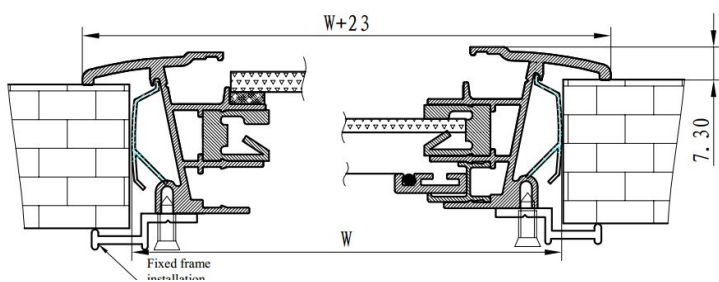
simple structured with many available sizes.

Specifications (mm):R80

Size/mm W*H	Overall/mm (W+27)*(H+27)	Cut Hole/mm (W+3)*(H+3)	Weight/kg Acrylic/Toughened glass
517*287	540*310	520*290	2.13/2.64
297*597	320*620	300*600	2.62/3.28
297*897	320*920	300*900	3.77/4.82
562*512	585*535	565*515	3.38/4.5
787*512	810*535	790*515	4.3/5.91
692*337	715*360	695*340	2.95/3.82

Special sizes can be customized after discussing.H/W:
height/width of window fitting surface, unit: mm.

Fitting Diagram:



11. YA-D-01/03Caravan Sliding Side Window



Features & Main Functions:

Frame: Powder coated high quality aluminum alloy.

Frame Color: White, black or customizable.

Glass: White or black double-deck hollow glass (Can choose multicolor hollow acrylic glass)

Fly Screen: High strength fiberglass mesh.

Screen Window: Sliding type,it is removable.

Open: Open by sliding one panel to opposite direction.

Fitting: Suitable for wall thickness 30mm,38mm,40mm,50mm,71mm.

Main Functions: It is certified by ECE & DOT. Open, close, ventilate, insulate, allow sunlight in, prevent insects, and good water seal. It is equipped with fixed frame based on wall thickness; Easy installation and operation, durable and reliable, simple structured with many available sizes.

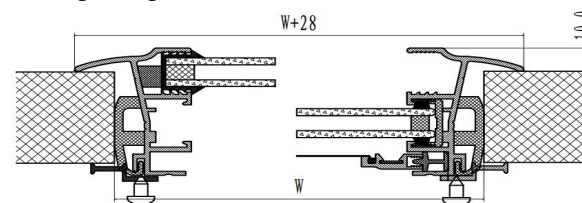
Specifications:

YA-D-01Carvan Sliding Side Window		
Overall/mm W+28*H+28	Cut Hole/mm W*H	Weight Kg
1478*618	1450*590	22.6
1278*778	1250*750	24.8
1283*638	1255*610	20.2

1128*623	1100*595	17.3
1028*823	1000*795	21.0
928*578	900*550	13.1
928*528	900*500	11.9
923*623	895*595	14.1
843*643	815*615	13.2
828*378	800*350	7.4
798*548	770*520	10.6
683*496	655*468	8.1
628*828	600*800	12.7
598*378	570*350	5.3
578*478	550*450	6.5
683*418	655*390	6.8
YA-D-03Carvan Sliding Side Window		
Overall/mm W+28*H+28	Cut Hole/mm W*H	Weight Kg
828*568	800*540	10.28
1028*678	1000*650	15.47
828*728	800*700	13.33

Special sizes can be customized after discussing.H/W:height/width of window fitting surface,unit:mm.

Fitting Diagram:



12. YA-D-02 Caravan Pull-Lift Window



Features & Main Functions:

- Frame: Power coated high quality aluminum alloy.
- Frame Color: White, black or customizable.
- Glass: White or black double-deck hollow glass (Can choose multicolor hollow acrylic glass)
- Fly Screen: High strength fiberglass mesh.
- Screen Window: Pull-lift type,it is removable.
- Open: Open by pull-lifting, up panel is fixed and down panel can be pulled.
- Fitting: Suitable for wall thickness 30mm,38mm,40mm,50mm,71mm.
- Main Functions: It is double-deck pull-lift window certified by ECE & DOT. Open, close, ventilate, insulate, allow sunlight in, prevent insects, and good water seal. It is equipped with fixed frame based on wall thickness; Easy installation and operation, durable and reliable, simple structured with many available sizes.

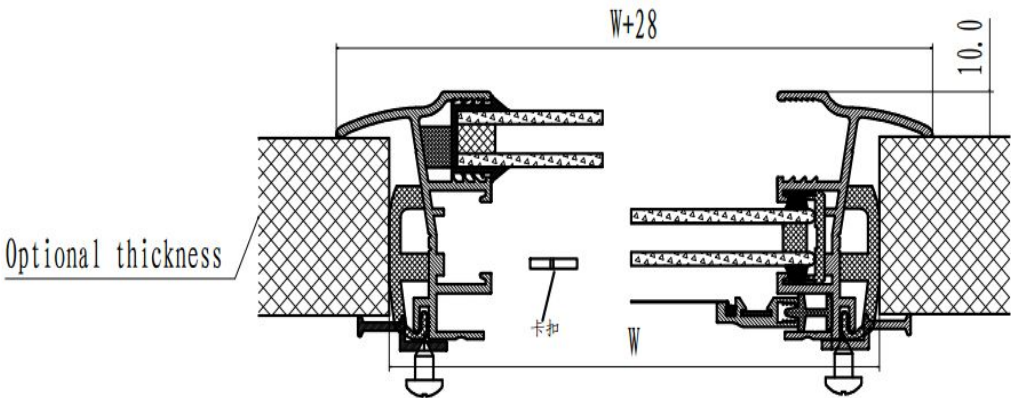
Specifications (mm):R87

Overall/mm W+28*H+28	Cut Hole/mm W*H	Weight Kg
418*683	390*655	7.00
496*683	468*655	8.41
528*928	500*900	12.34

Special sizes can be customized after discussing.

H/W: height/width of window fitting surface, unit: mm.

Fitting Diagram:



13. YA-F Horse Trailers Outward-push Window



Features & Main Functions:

Frame: Power coated high quality aluminum alloy.

Fly Screen: High strength fiberglass mesh, it can't be removed.

Screen Window: Fixed type.

Fitting: Suitable for wall thickness 40mm.

Main Functions: It is equipped with anti-UV PV glass and F-Green toughened glass, light weight and good sealing. Open, close, ventilate, insulate, allow sunlight in, prevent insects, and good water seal. It is equipped with fixed frame based on wall thickness; Easy

installation and operation, durable and reliable, simple structured with many available sizes.

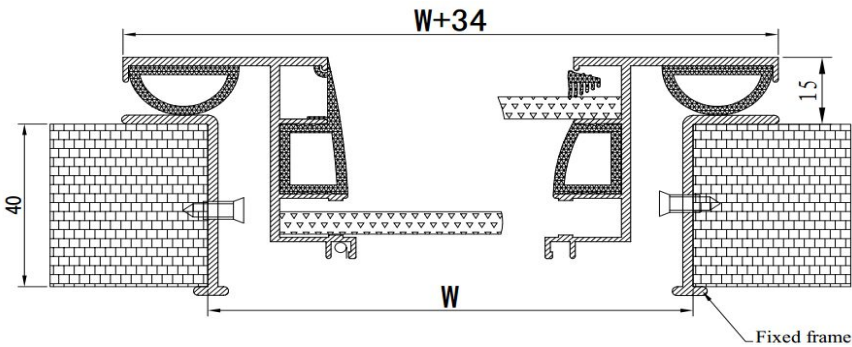
Specifications (mm):R100

Overall/mm	Cut Hole/mm	Weight
W+34*H+34	W*H	Kg
599*549	565*515	7.25
824*549	790*515	10.3

Special sizes can be customized after discussing.

H/W: height/width of window fitting surface, unit: mm.

Fitting Diagram:



14. YA-H Caravan Observation Window



Features & Main Functions:

Frame: Power coated high quality aluminum alloy.

Frame Color: Black or customizable.

Glass: Double-deck dark grey or black hollow acrylic glass.

Installation: Fixed from window on the side with screws.

Fitting: Suitable for wall thickness 40mm.

Main Functions: It is not equipped with screen and can't be opened, closed and ventilated, allow sunlight in, prevent insects, and good

water seal. Easy installation and operation, durable and reliable simple structured.

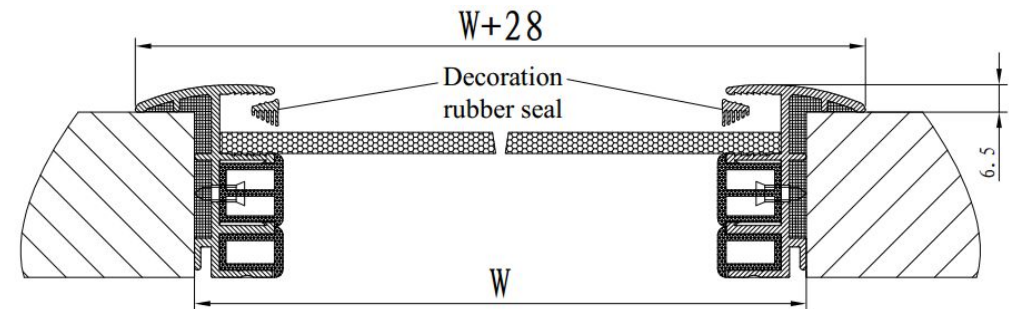
Specifications

Overall/mm	Cut hole/mm	Weight
W+28	W	Kg
φ323	φ295	1.35

Special sizes can be customized after discussing.

W: window diameter(mm).

Fitting Diagram:



15. YA-E Horse Trailers Sliding Side Window



Features & Main Functions

Frame: Power coated high quality aluminum alloy.

Frame Color: White, black, grey or customizable.

Glass: Anti-UV acrylic glass.

Fly Screen: High strength fiberglass mesh, it can't be removed.

Screen Window: Fixed type.

Open: Open by sliding one panel to opposite direction.

Fitting: Suitable for wall thickness 1-25mm.

Main functions: Open, close, ventilate, insulate, allow sunlight in, prevent insects, and good water seal. It is equipped with fixed frame based on wall thickness; Easy installation and operation, durable

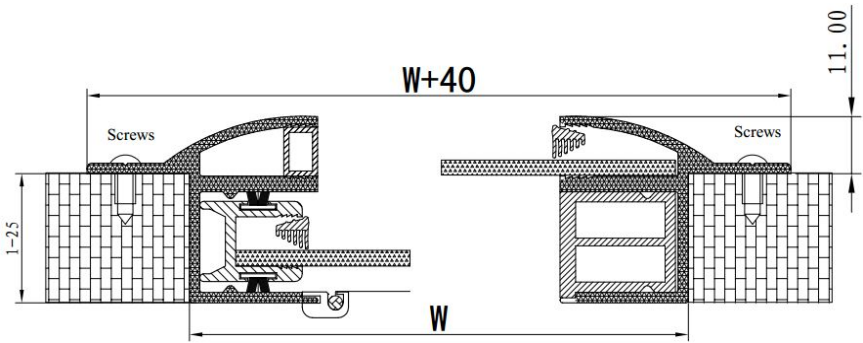
and reliable, simple structured with many available sizes.

Specifications (mm):

Size/mm W*H	Overall/mm (W+40)*(H+40)	Cut Hole/mm (W+3)*(H+3)	Weight/kg
597*297	637*337	600*300	2.85
897*297	937*337	900*300	3.85
787*512	827*552	790*515	4.71

Special sizes can be customized after discussing.H/W: height/width of window fitting surface, unit: mm.

Fitting Diagram:



16. YA-W Horse Trailers Windshield



Features & Main Functions:

Frame: Power coated high quality aluminum alloy.

Frame Color: White, black, grey or customizable.

Glass: Anti-UV acrylic glass.

Fitting: Suitable for wall thickness 20-25mm.

Main Functions: It is not equipped with screen and can't be opened, closed and ventilated, allow sunlight in, prevent insects, and good water seal. Easy installation and operation, durable and reliable, simple structured with many available sizes.

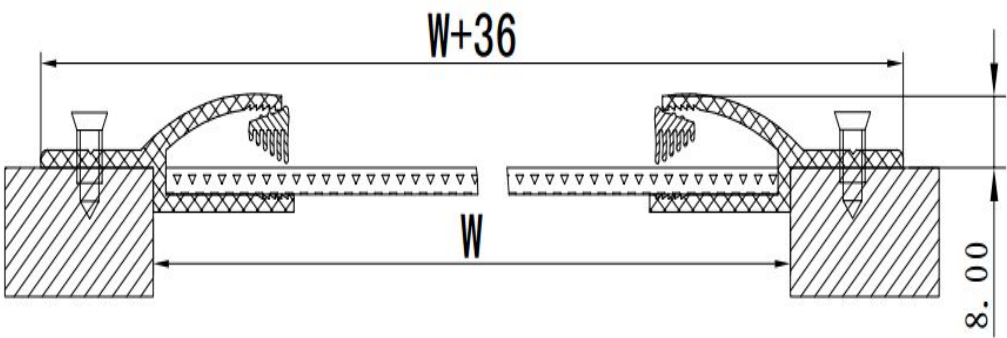
Specifications (mm):

Overall/mm	Cut Hole/mm	Weight
$W+36*H+36$	$W*H$	Kg
1211*596	1175*560	3.7
1206*591	1170*555	3.6

Special sizes can be customized after discussing.

H/W: height/width of window fitting surface, unit: mm.

Fitting Diagram:



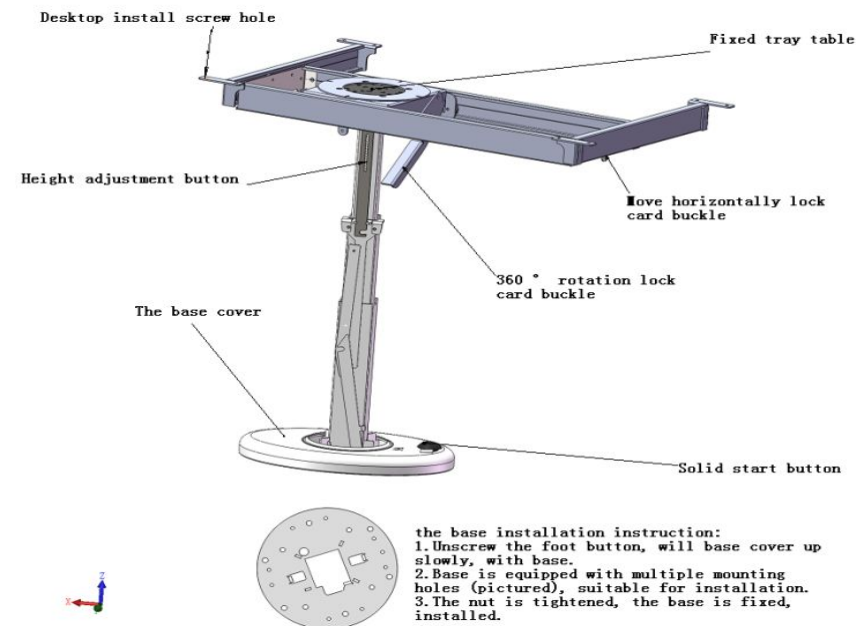
17. YA-V Caravan Lifting Table Support



Features & Main Functions:

1. Table can be fixed in the move support.
2. Lifting support move platform is aluminum alloy; lifting tube is iron, beautiful appearance and corrosion resistance.
3. This product with a lifting function, the maximum height is 730mm, the minimum height can be adjustable when the support is dropped, and the minimum height is 360mm.
4. Table can move to around, can be fixed in any one position.
5. The table can be 360degrees of rotation, each 90 degrees with a fixed point.

Items	Parameters
Height mm	Minimum:360 Maximum:730
Capacity Kg	90Kg
Rotation Angle	360°freely
Moving Distance mm	Forward and Backward:195,Left and Right:395
Color	Platform: Sliver Other Parts: White
Weight Kg	13.5kg



18. YA-T Caravan Fixed Table Support

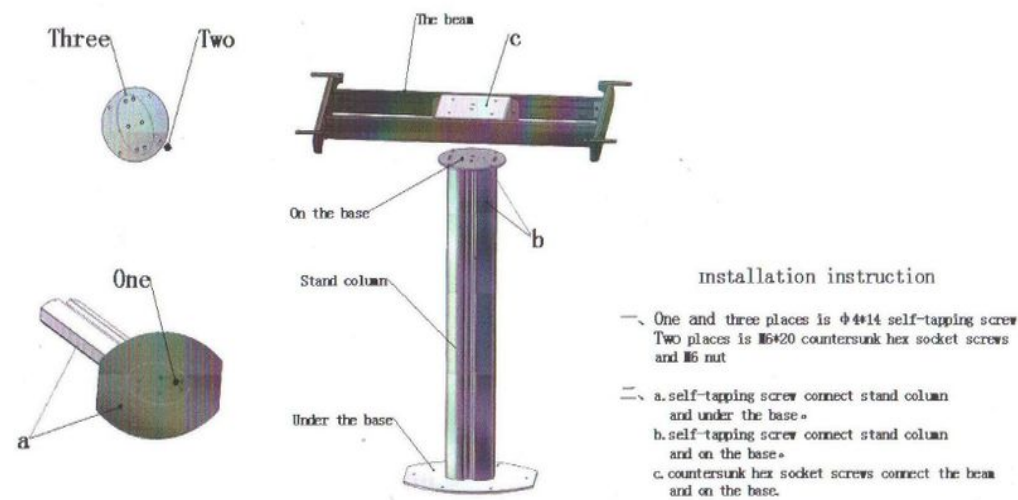


Features & Main Functions:

- 1.Platform can move to around, can be fixed in any one position.
- 2. Platform can be 360degrees of rotation, each 90 degrees with a fixed point.
- 3. Material: aluminum alloy Weight: 3.35Kg Total length:735mm

Items	Parameters
Capacity Kg	90kg

Rotation Angle	360°freely
Moving Distance mm	Forward and Backward:195,Left and Right:395
Color	Platform: Sliver Other Parts: Grey
Weight Kg	7.9kg



19. RV Vent roof



Technical Parameters:

RV Roof Cut Hole Size : 360*360mm

Inside Frame Overall Size: 407*407mm

Height for Outset RV Top(Closing): 118mm

Height for Suitable RV Top: 25-70mm

Maximum Opening Degrees: 45°

The screen is removable

Vent Parameters LEDLight

Technical Parameters: Technical Parameters:

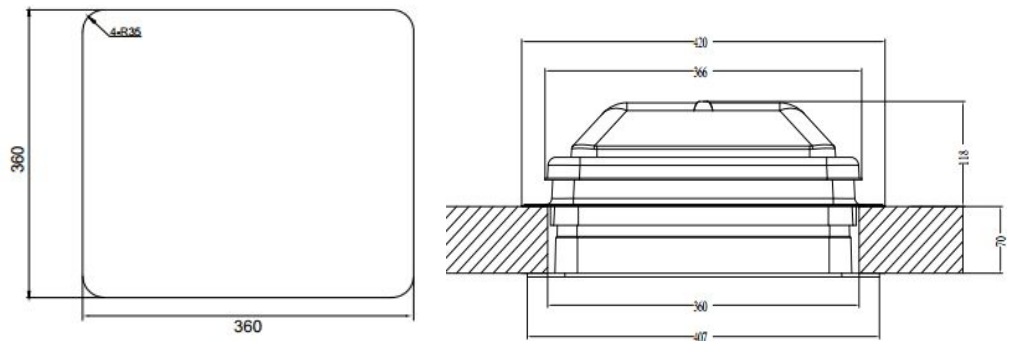
12V Power 1.2A LED Lights Power Consumption:10W

Fan Diameter : 150mm

Order Instructions:

Descriptions	Weight	Descriptions	Weight
1.Dome Skylight White Outside Frame	920g	6. Lifter	120g
2. Translucent Dome Skylight	266g	7. 12V Vent	92g
3. Mesh Lights Fixing Part	143g	8. Switch	3.2g
4. Mesh	41g	9. LED light*1	15g
5. Dome Skylight Inside Part	257g		
Vent roof Net Weight:1.88kg			

Fitting Diagram:



Cut Hole

Fitting Diagram